

ACCOMMODATIONS SYMBOL LEGEND

- ★ 2 Twin Beds (convert to King) and Single Sofa Bed
  - 2 Twin Beds (convert to King) and 1 Upper Pullman
  - ⌈ 2 Twin Beds (convert to King) and 2 Upper Pullmans
  - 2 Twin Beds (convert to King), Single Sofa Bed and 1 Upper Pullman
  - † 2 Twin Beds (convert to King) and Double Sofa Bed
  - ∞ 2 Twin Beds (convert to King), Double Sofa Bed and 1 Upper Pullman
  - ◁ Connecting staterooms (ideal for families and groups of friends)
- Stateroom features and layouts may vary. Deck plan is subject to change.*

All accommodations are non-smoking.

Accessible staterooms are available for guests with disabilities. Please contact Guest Access Services at 1-800-438-6744 ext. 70025 for details, or visit <https://www.carnival.com/about-carnival/special-needs>

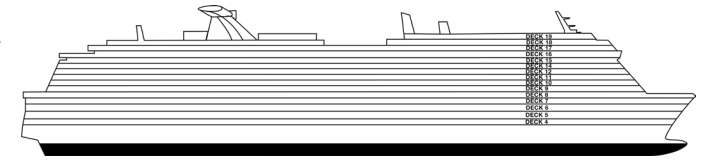
Not all staterooms can accommodate scooters. If traveling with a scooter, please visit <https://www.carnival.com/about-carnival/special-needs> to review your ship's PDF accessible deck plan and confirm the stateroom you have selected accommodates your needs.

CATEGORIES

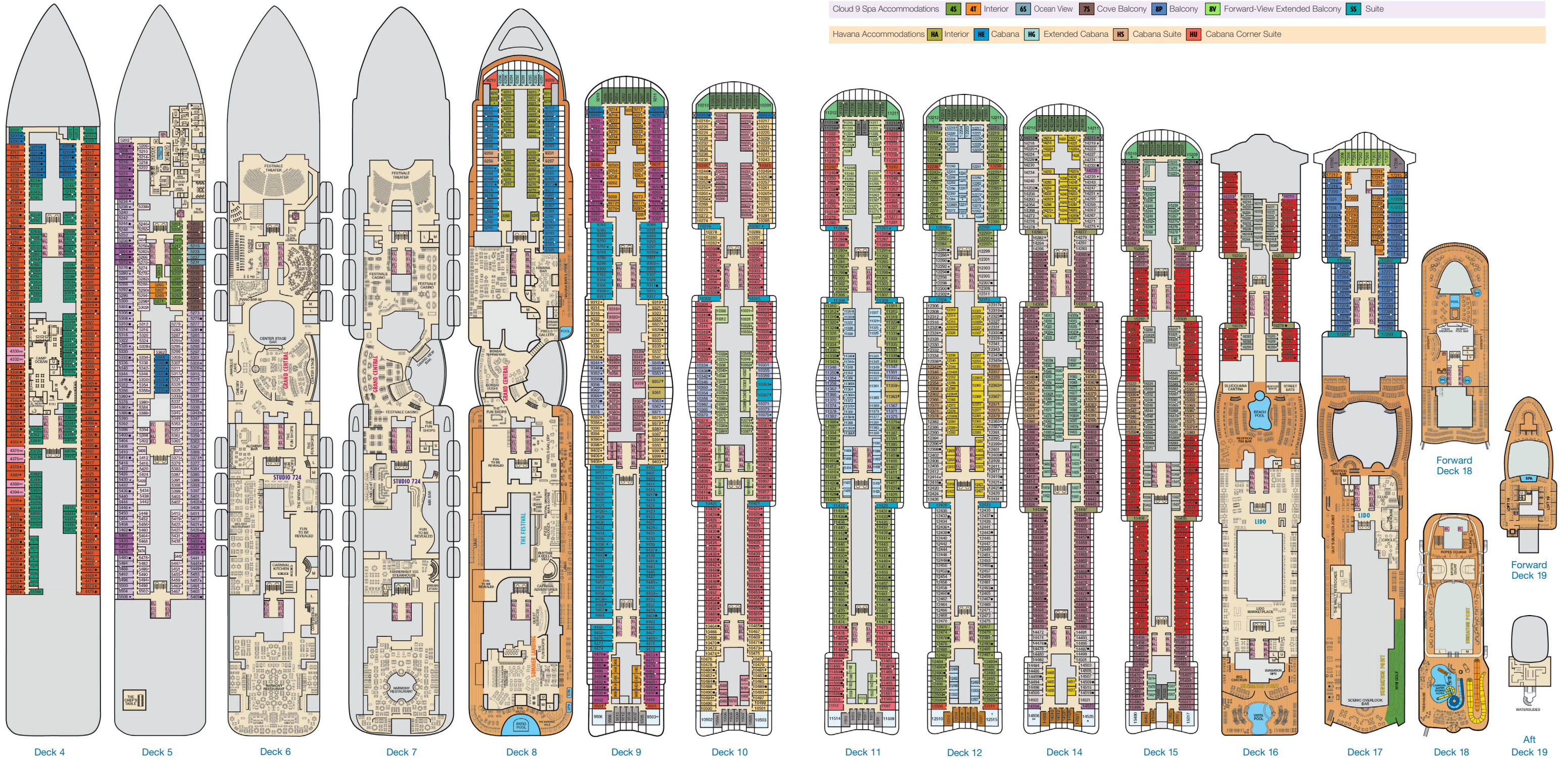
- 4A 4B 4C 4D 4E 4F 4G 4H 4I Interior
- 4N 4O Premium Interior
- 6A 6B Ocean View
- 7C Cove Balcony
- 7X 7Y Junior Balcony
- 8A 8B 8C 8D 8E 8F 8G Balcony
- 8J 8K Extended Balcony
- 8L Forward-View Extended Balcony
- 8M 8N Aft-View Extended Balcony
- OW Deluxe Ocean View Suite
- OS OT Ocean Suite
- DS Carnival Excel Suite
- KS Carnival Excel Corner Suite
- LS Carnival Excel Aft Suite
- SV Carnival Excel Presidential Suite

Cloud 9 Spa Accommodations 4S 4T Interior 6S Ocean View 7S Cove Balcony 8P Balcony 8V Forward-View Extended Balcony SS Suite

Havana Accommodations HA Interior HE Cabana HG Extended Cabana HS Cabana Suite HU Cabana Corner Suite



Gross Tonnage: 182,015 Length: 1,133 feet Beam: 138 feet  
 Cruising Speed: 17 Knots Guest Capacity: 5,356 (Double Occupancy)  
 Total Staff: 1,768 Registry: The Bahamas





## ACCOMMODATIONS SYMBOL LEGEND

- ★ 2 Twin Beds (convert to King) and Single Sofa Bed
- 2 Twin Beds (convert to King) and 1 Upper Pullman
- ⋮ 2 Twin Beds (convert to King) and 2 Upper Pullmans
- ⊞ 2 Twin Beds (convert to King), Single Sofa Bed and 1 Upper Pullman
- ⊞ 2 Twin Beds (convert to King) and Double Sofa Bed
- ∞ 2 Twin Beds (convert to King), Double Sofa Bed and 1 Upper Pullman

- ◁ Connecting staterooms (ideal for families and groups of friends)
- U Unisex Wheelchair Accessible Restroom
- 🚫 All accommodations are non-smoking
- ➡ Accessible Routes including Ramps

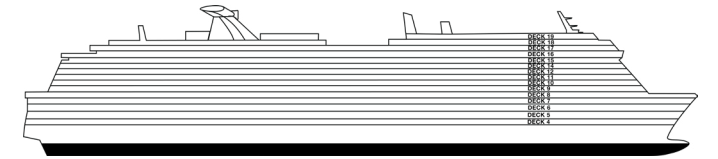
- Restrooms, Elevators, Lifts and other Accessible Areas
- Fully Accessible Staterooms (FAC)
- Fully Accessible Staterooms - Single Side Approach (FAC-SSA)
- Ambulatory Accessible Staterooms (AAC)
- Ambulatory Accessible Staterooms (AAC) that do not accommodate a scooter
- Stateroom does not accommodate a scooter

If traveling with a scooter, please confirm the stateroom you have selected accommodates your needs.  
Stateroom features and layouts may vary. Deck plan is subject to change.

## DECK PLANS

Please contact Guest Access Services for specific ship accessibility features. You may also visit <https://www.carnival.com/about-carnival/special-needs>

Spa accommodations include private access, special amenities and priority reservations at the Cloud 9 Spa.



Gross Tonnage: 182,015 Length: 1,133 feet Beam: 138 feet  
Cruising Speed: 17 Knots Guest Capacity: 5,356 (Double Occupancy)  
Total Staff: 1,768 Registry: The Bahamas

